

[July-2020Braindump2go MS-100 Dumps VCE Instant Download[265-275

July/2020 New Braindump2go MS-100 Exam Dumps with PDF and VCE Free Updated Today! Following are some MS-100 Real Exam Questions!QUESTION 265Note: This question is part of a series of questions that present the same scenario. Each question in the series contains a unique solution that might meet the stated goals. Some question sets might have more than one correct solution, while others might not have a correct solution.After you answer a question in this section, you will NOT be able to return to it. As a result, these questions will not appear in the review screen.Your network contains an on-premises Active Directory domain named contoso.com. The domain contains the users shown in the following table.

Name	UPN suffix
User1	Contoso.com
User2	Fabrikam.com

The domain syncs to an Azure Active Directory (Azure AD) tenant named contoso.com as shown in the exhibit.

**PROVISION FROM ACTIVE D**

 **Azure AD Connect cl**

This feature allows you

[Manage provisioning \(P](#)

**Azure AD Connect sy**

[Sync Status](#)

[Last Sync](#)

[Password Hash Sync](#)

**USER SIGN-IN**

 **Federation**


[Seamless single sign-o](#)

[Pass-through authentic](#)

User2 fails to authenticate to Azure AD when signing in as user2@fabrikam.com.You need to ensure that User2 can access the resources in Azure AD.Solution: From the Azure Active Directory admin center, you add fabrikam.com as a custom domain. You instruct User2 to sign in as user2@fabrikam.com.Does this meet the goal?A. YesB. NoAnswer: AExplanation:The on-premises Active Directory domain is named contoso.com. To enable users to sign on using a different UPN (different domain), you need to add the domain to Microsoft 365 as a custom domain.QUESTION 266Note: This question is part of a series of questions that present the same scenario. Each question in the series contains a unique solution that might meet the stated goals. Some question sets might have more than one correct solution, while others might not have a correct solution.After you answer a question in this section, you will NOT be able to return to it. As a result, these questions will not appear in the review screen.Your network contains an on-premises Active Directory domain named contoso.com. The domain contains the users shown in the following table.

Name
User1
User2

The domain syncs to an Azure Active Directory (Azure AD) tenant named contoso.com as shown in the exhibit.



**PROVISION FROM ACTIVE DIRECTORY**


**Azure AD Connect cloud provisioning**

This feature allows you to manage provisioning from the cloud.

[Manage provisioning \(Preview\)](#)

**Azure AD Connect sync**

Sync Status: Enabled  
Last Sync: Less than 1 hour ago  
Password Hash Sync: Enabled



**USER SIGN-IN**

<a href="#">Federation</a>	Disabled	0 domains
<a href="#">Seamless single sign-on</a>	Enabled	1 domain
<a href="#">Pass-through authentication</a>	Enabled	2 agents

User2 fails to authenticate to Azure AD when signing in as user2@fabrikam.com. You need to ensure that User2 can access the resources in Azure AD. Solution: From the on-premises Active Directory domain, you assign User2 the Allow logon locally user right. You instruct User2 to sign in as user2@fabrikam.com. Does this meet the goal? A. Yes B. No Answer: B Explanation: This is not a permissions issue. The on-premises Active Directory domain is named contoso.com. To enable users to sign on using a different UPN (different domain), you need to add the domain to Microsoft 365 as a custom domain. QUESTION 267 Note: This question is part of a series of questions that present the same scenario. Each question in the series contains a unique solution that might meet the stated goals. Some question sets might have more than one correct solution, while others might not have a correct solution. After you answer a question in this section, you will NOT be able to return to it. As a result, these questions will not appear in the review screen. Your network contains an on-premises Active Directory domain named contoso.com. The domain contains the users shown in the following table.

Name	UPN suffix
User1	Contoso.com
User2	Fabrikam.com

The domain syncs to an Azure Active Directory (Azure AD) tenant named contoso.com as shown in the exhibit.



**PROVISION FROM ACTIVE DIRECTORY**

**Azure AD Connect cloud provisioning**

This feature allows you to manage provisioning from the cloud.

[Manage provisioning \(Preview\)](#)

**Azure AD Connect sync**

Sync Status: Enabled  
Last Sync: Less than 1 hour ago  
Password Hash Sync: Enabled



**USER SIGN-IN**

<a href="#">Federation</a>	Disabled	0 domains
<a href="#">Seamless single sign-on</a>	Enabled	1 domain
<a href="#">Pass-through authentication</a>	Enabled	2 agents

User2 fails to authenticate to Azure AD when signing in as user2@fabrikam.com. You need to ensure that User2 can access the resources in Azure AD. Solution: From the on-premises Active Directory domain, you set the UPN suffix for User2 to

@contoso.com. You instruct User2 to sign in as user2@contoso.com.Does this meet the goal?A. YesB. NoAnswer: A  
Explanation:The on-premises Active Directory domain is named contoso.com. You can enable users to sign on using a different UPN (different domain), by adding the domain to Microsoft 365 as a custom domain. Alternatively, you can configure the user account to use the existing domain (contoso.com).QUESTION 268Note: This question is part of a series of questions that present the same scenario. Each question in the series contains a unique solution that might meet the stated goals. Some question sets might have more than one correct solution, while others might not have a correct solution.After you answer a question in this section, you will NOT be able to return to it. As a result, these questions will not appear in the review screen.Your network contains an on-premises Active Directory domain named contoso.com. The domain contains the users shown in the following table.

Name
User1
User2

The domain syncs to an Azure Active Directory (Azure AD) tenant named contoso.com as shown in the exhibit.

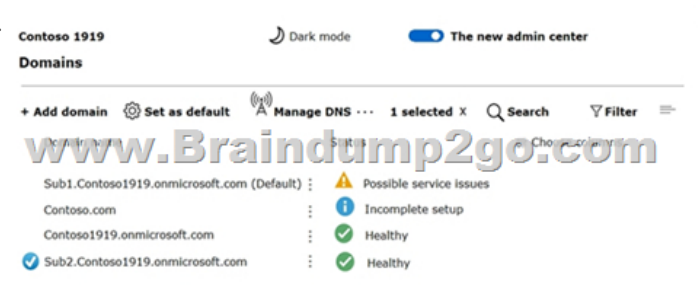
**PROVISION FROM ACTIVE D**  
**Azure AD Connect cl**  
This feature allows you  
Manage provisioning (P

**Azure AD Connect sy**  
Sync Setu  
Last Sync  
Password Hash Sync

**USER SIGN-IN**  
Federation  
Seamless single sign-o  
Pass-through authentic

User2 fails to authenticate to Azure AD when signing in as user2@fabrikam.com.You need to ensure that User2 can access the resources in Azure AD.Solution: From the Azure Active Directory admin center, you assign User2 the Security reader role. You instruct User2 to sign in as user2@contoso.com.Does this meet the goal?A. YesB. NoAnswer: BExplanation:This is not a permissions issue so you do not need to assign the Security Reader role.The on-premises Active Directory domain is named contoso.com. User2 could sign on as user2@contoso.com but you would first need to change the UPN of User2 to user2@contoso.com.QUESTION 269Note: This question is part of a series of questions that present the same scenario. Each question in the series contains a unique solution that might meet the stated goals. Some question sets might have more than one correct solution, while others might not have a correct solution.After you answer a question in this section, you will NOT be able to return to it. As a result, these questions will not appear in the review screen.Your network contains an on-premises Active Directory forest named contoso.com. The forest contains the following domains: Contoso.com East.contoso.comAn Azure AD Connect server is deployed to contoso.com. Azure AD Connect syncs to an Azure Active Directory (Azure AD) tenant.You deploy a new domain named west.contoso.com to the forest.You need to ensure that west.contoso.com syncs to the Azure AD tenant.Solution: You install a new Azure AD Connect server in west.contoso.com and set AD Connect to active mode.Does this meet the goal?A. YesB. NoAnswer: AQUESTION 270Note: This question is part of a series of questions that present the same scenario. Each question in the series contains a unique solution that might meet the stated goals. Some question sets might have more than one correct solution, while others might not have a correct solution.After you answer a question in this section, you will NOT be able to return to it. As a result, these questions will not appear in the review screen.Your network contains an on-premises Active Directory forest named contoso.com. The forest contains the following domains: Contoso.com East.contoso.comAn Azure AD Connect server is deployed to contoso.com. Azure AD Connect syncs to an Azure Active Directory (Azure AD) tenant.You deploy a new domain named west.contoso.com to the forest.You need to ensure that west.contoso.com syncs to the Azure AD tenant.Solution: You install a new Azure AD Connect server in west.contoso.com and set AD Connect to staging mode.Does this meet the goal?A.

YesB. NoAnswer: BQUESTION 271You have a Microsoft 365 subscription that contains the domains shown in the following exhibit.



Which domain name suffixes can you use when you create users?A. only Sub1.Contoso1919.onmicrosoft.comB. only Contoso1919.onmicrosoft.com and Sub2.Contoso1919.onmicrosoft.comC. only Contoso1919.onmicrosoft.com, Sub1.Contoso1919.onmicrosoft.com, and Sub2.Contoso1919.onmicrosoft.comD. all the domains in the subscriptionAnswer: CQUESTION 272You have a Microsoft 365 subscription that contains the users shown in the following table

Name	Microsoft 365 admin role
User1	Global admin
User2	Exchange admin
User3	Service support admin
User4	None

You plan to use Exchange Online to manage email for a DNS domain.An administrator adds the DNS domain to the subscription. The DNS domain has a status of incomplete setup.You need to identify which user can complete the setup of the DNS domain. The solution must use the principle of least privilege.Which user should you identify?A. User1B. User2C. User3D. User4Answer: A

Explanation:<https://docs.microsoft.com/en-us/microsoft-365/admin/setup/add-domain?view=o365-worldwide>QUESTION 273

Your network contains an on-premises Active Directory domain. The domain contains 2,000 computers that run Windows 10.You purchase a Microsoft 365 subscription.You implement password hash synchronization and Azure Active Directory (Azure AD) Seamless Single Sign-On (Seamless SSO).You need to ensure that users can use Seamless SSO from the Windows 10 computers. What should you do?A. Create a conditional access policy in Azure AD.B. Deploy an Azure AD Connect staging server.C. Join the computers to Azure AD.D. Modify the Intranet zone settings by using Group PolicyAnswer: DExplanation:

<https://docs.microsoft.com/en-us/azure/active-directory/hybrid/how-to-connect-ss0-quick-start>QUESTION 274


You publish an enterprise application named App1 that processes financial data.You need to ensure that access to App1 is revoked for users who no longer require viewing the processed financial data.What should you configure?A. an ownerB. an app protection policyC. an access reviewD. a conditional access policyAnswer: CExplanation:

<https://docs.microsoft.com/en-us/azure/active-directory/governance/create-access-review>QUESTION 275

Hotspot QuestionYour network contains an on-premises Active Directory forest named contoso.com. The forest contains the following domains: Contoso.com East.contoso.comThe forest contains the users shown in the following table.

Name	UPN suffix
User1	Contoso.com
User2	East.contoso.com
User3	Fabrikam.com

The forest syncs to an Azure Active Directory (Azure AD) tenant named contoso.com as shown in the exhibit. (Click the Exhibit tab.)

**Azure AD Connect cloud provisioning**

This feature allows you to manage provisioning from the cloud.  
[Manage provisioning \(Preview\)](#)

**Azure AD Connect sync**

Sync Status


Enabled

Last Sync

Less than 1 hour ago

Password Hash Sync

Disabled

**USER SIGN-IN**

[Federation](#)

Disabled

0 domains

[Seamless single sign-on](#)

Enabled

1 domain

[Pass-through authentication](#)

Enabled

2 agents

For each of the following statements, select Yes if the statement is true. Otherwise, select No.NOTE: Each correct selection is worth one point.

Statements	Yes	NO
User1 can authenticate to Azure AD by using a username of user1@contoso.com.	<input type="radio"/>	<input type="radio"/>
User2 can authenticate to Azure AD by using a username of user2@contoso.com.	<input type="radio"/>	<input type="radio"/>
User3 can authenticate to Azure AD by using a username of user3@contoso.com	<input type="radio"/>	<input type="radio"/>

Answer:

Statements	Yes	NO
User1 can authenticate to Azure AD by using a username of user1@contoso.com.	<input checked="" type="radio"/>	<input type="radio"/>
User2 can authenticate to Azure AD by using a username of user2@contoso.com.	<input type="radio"/>	<input checked="" type="radio"/>
User3 can authenticate to Azure AD by using a username of user3@contoso.com	<input type="radio"/>	<input checked="" type="radio"/>

Explanation:Box 1: YesThe UPN of user1 is user1@contoso.com so he can authenticate to Azure AD by using the username user1@contoso.com.Box 2: NoThe UPN of user2 is user2@east.contoso.com so he cannot authenticate to Azure AD by using the username user2@contoso.com.Box 3: NoThe UPN of user3 is user3@fabrikam.com so he cannot authenticate to Azure AD by using the username user3@contoso.com.  
Resources From:1.2020 Latest Braindump2go MS-100 Exam Dumps (PDF & VCE) Free Share: <https://www.braindump2go.com/ms-100.html>2.2020 Latest Braindump2go MS-100 PDF and MS-100 VCE Dumps Free Share: [https://drive.google.com/drive/folders/15vjCBbT\\_dSXLdZo7Ua\\_XgRuKT6WqjGC0?usp=sharing](https://drive.google.com/drive/folders/15vjCBbT_dSXLdZo7Ua_XgRuKT6WqjGC0?usp=sharing)3.2020 Free Braindump2go MS-100 PDF Download:[https://www.braindump2go.com/free-online-pdf/MS-100-PDF-Dumps\(265-275\).pdf](https://www.braindump2go.com/free-online-pdf/MS-100-PDF-Dumps(265-275).pdf)  
[https://www.braindump2go.com/free-online-pdf/MS-100-VCE-Dumps\(276-279\).pdf](https://www.braindump2go.com/free-online-pdf/MS-100-VCE-Dumps(276-279).pdf)Free Resources from Braindump2go,We Devoted to Helping You 100% Pass All Exams!