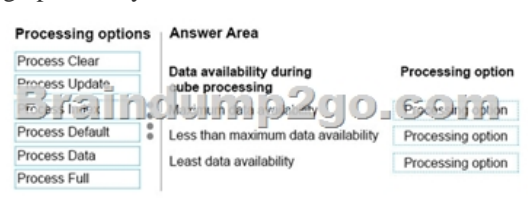
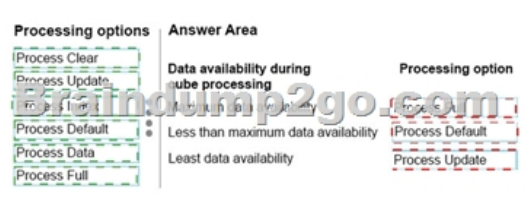


[2017-New-Exams100% Real Exam Questions-Braindump2go 70-768 PDF Dumps 40Q Download[1-4

2017 New Exams | Microsoft 70-768 Exam Dumps with PDF and VCE Free Released in [www.Braindump2go.com](#) Today!100% Real Exam Questions! 100% Exam Pass Guaranteed!1.|2017 New Version 70-768 Exam Dumps (PDF & VCE) 40Q&As Download: <http://www.braindump2go.com/70-768.html> 2.|2017 New Version 70-768 Exam Questions & Answers Download: <https://drive.google.com/drive/folders/0B75b5xYLjSSNQjVMcGxiSIRIazA?usp=sharing> Case Study #1 (QUESTION 1 - QUESTION 3)BackgroundWide World Importers imports and sells clothing. The company has a multidimensional Microsoft SQL Server Analysis Services instance. The server has 80 gigabytes (GB) of available physical memory. The following installed services are running on the server:* SQL Server Database Engine* SQL Server Analysis Services (multidimensional)The database engine instance has been configured for a hard cap of 50 GB, and it cannot be lowered. The instance contains the following cubes: SalesAnalysis, OrderAnalysis.Reports that are generated based on data from the OrderAnalysis cube take more time to complete when they are generated in the afternoon each day. You examine the server and observe that it is under significant memory pressure. Processing for all cubes must occur automatically in increments. You create one job to process the cubes and another job to process the dimensions. You must configure a processing task for each job that optimizes performance. As the cubes grown in size, the overnight processing of the cubes often do not complete during the allowed maintenance time window.Sales AnalysisThe SalesAnalysis cube is currently being tested before being used in production. Users report that day name attribute values are sorted alphabetically. Day name attribute values must be sorted chronologically. Users report that they are unable to query the cube while any cube processing operations are in progress. You need to maximize data availability during cube processing and ensure that you process both dimensions and measures.Order AnalysisThe OrderAnalysis cube is used for reporting and ad-hoc queries from Microsoft Excel. The data warehouse team adds a new table named Fact.Transaction to the cube. The Fact.Transaction table includes a column named Total Including Tax. You must add a new measure named Transactions ?Total Including Tax to the cube. The measure must be calculated as the sum of the Total Including Tax column across any selected relevant dimensions.FinanceThe Finance cube is used to analyze General Ledger entries for the company.Requirements- You must minimize the time that it takes to process cubes while meeting the following requirements:- The Sales cube requires overnight processing of dimensions, cubes, measure groups, and partitions.- The OrderAnalysis cube requires overnight processing of dimensions only. - The Finance cube requires overnight processing of dimensions only. QUESTION 1Drag and Drop QuestionYou need to resolve the issues that the users report.Which processing options should you use? To answer, drag the appropriate processing option to the correct location or locations. Each processing option may be used once, more than once, or not at all. You may need to drag the split bar between panes or scroll to view content.

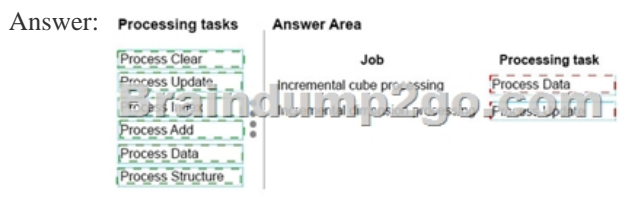



Answer:



Explanation:Box1: Process Full:When Process Full is executed against an object that has already been processed, Analysis Services drops all data in the object, and then processes the object. This kind of processing is required when a structural change has been made to an object, for example, when an attribute hierarchy is added, deleted, or renamed.Box 2: Process DefaultDetects the process state of database objects, and performs processing necessary to deliver unprocessed or partially processed objects to a fully processed state. If you change a data binding, Process Default will do a Process Full on the affected object.Box 3:Not Process Update: Forces a re-read of data and an update of dimension attributes. Flexible aggregations and indexes on related partitions will be dropped. QUESTION 2You need to configure the server to optimize the afternoon report generation based on the OrderAnalysis cube.Which property should you configure? A. LowMemoryLimitB. VertiPaqPagingPolicyC. TotalMemoryLimitD.

VirtualMemoryLimit Answer: AExplanation:LowMemoryLimit: For multidimensional instances, a lower threshold at which the server first begins releasing memory allocated to infrequently used objects.From scenario: Reports that are generated based on data from the OrderAnalysis cube take more time to complete when they are generated in the afternoon each day. You examine the server and observe that it is under significant memory pressure. QUESTION 3Drag and Drop QuestionYou need to create the cube processing job and the dimension processing job.Which processing task should you use for each job? To answer, drag the appropriate processing tasks to the correct locations. Each processing task may be used once, more than once, or not at all. You may need to drag the split bar between panes or scroll to view content.



Explanation:Box 1: ProcessDataProcesses data only without building aggregations or indexes. If there is data in the partitions, it will be dropped before re-populating the partition with source data.Box 2: Process UpdateForces a re-read of data and an update of dimension attributes. Flexible aggregations and indexes on related partitions will be dropped.

<https://docs.microsoft.com/en-us/sql/analysis-services/multidimensional-models/processing-options-and-settings-analysis-services>

Case Study #2 (QUESTION 4 - QUESTION 6)BackgroundWide World Importers has multidimensional cubes named SalesAnalysis and ProductSales. The SalesAnalysis cube is refreshed from a relational data warehouse. You have a Microsoft SQL Server Analysis Services instance that is configured to use tabular mode. You have a tabular data model named CustomerAnalysis.Sales AnalysisThe SalesAnalysis cube contains a fact table named CoffeeSale loaded from a table named FactSale in the data warehouse. The time granularity within the cube is 15 minutes. The cube is processed every night at 23:00. You determine that the fact table cannot be fully processed in the expected time. Users have reported slow query response times.The SalesAnalysis model contains tables from a SQL Server database named SalesDB. You set the DirectQueryMode option to DirectQuery. Data analyst access data from a cache that is up to 24 hours old. Data analyst report performance issues when they access the SalesAnalysis model.When analyzing sales by customer, the total of all sales is shown for every customer, instead of the customer's sales value. When analyzing sales by product, the correct totals for each product are shown.Customer AnalysisYou are redesigning the CustomerAnalysis tabular data model that will be used to analyze customer sales. You plan to add a table named CustomerPermission to the model. This table maps the Active Directory login of an employee with the CustomerId keys for all customers that the employee manages.The CustomerAnalysis data model will contain a large amount of data and needs to be shared with other developers even if a deployment fails. Each time you deploy a change during development, processing takes a long time.Data analysts must be able to analyze sales for financial years, financial quarters, months, and days. Many reports are based on analyzing sales by month.Product SalesThe ProductSales cube allows data analysts to view sales information by product, city, and time. Data analysts must be able to view ProductSales data by Year to Date (YTD) as a measure. The measure must be formatted as currency, associated with the Sales measure group, and contained in a folder named Calculations.RequirementsYou identify the following requirements:- Data available during normal business hours must always be up-to-date.- Processing overhead must be minimized.- Query response times must improve.- All queries that access the SalesAnalysis model must use cached data by default. - Data analysts must be able to access data in near real time. QUESTION 4Drag and Drop QuestionYou need to configure the SalesAnalysis cube to correct the sales analysis by customer calculation.Which four actions should you perform in sequence? To answer, move the appropriate actions from the list of actions to the answer area and arrange them in the correct order.

Actions	Answer Area
Configure a relationship between the Customer dimension and the Sales measure group. Use Month as the granularity.	
Open the dimension editor, and open the Dimension Usage tab.	
Configure a relationship between the Customer dimension and the Sales measure group. Use Day as the granularity.	
Open the cube editor, and open the Dimension Usage tab.	
Reprocess the Product dimension.	
Reprocess the cube.	
Deploy the project changes.	

Answer:

Actions	Answer Area
Configure a relationship between the Customer dimension and the Sales measure group. Use Month as the granularity.	Open the cube editor, and open the Dimension Usage tab.
Open the dimension editor, and open the Dimension Usage tab.	Configure a relationship between the Customer dimension and the Sales measure group. Use Day as the granularity.
Configure a relationship between the Customer dimension and the Sales measure group. Use Day as the granularity.	Reprocess the cube.
Open the cube editor, and open the Dimension Usage tab.	
Reprocess the Product dimension.	
Reprocess the cube.	
Deploy the project changes.	

Explanation: Step 1: Open the cube editor, and open the Dimension Usage tab. Step 2: Configure a relationship between the Customer dimension and the Sales measure group. Use Day as the granularity. From scenario: The SalesAnalysis cube contains a fact table named CoffeeSale loaded from a table named FactSale in the data warehouse. The time granularity within the cube is 15 minutes. The cube is processed every night at 23:00. You determine that the fact table cannot be fully processed in the expected time. Users have reported slow query response times. Step 3: Reprocess the cube. Step 4: Deploy the project changes.

!!!RECOMMEND!!! 1. | 2017 New Version 70-768 Exam Dumps (PDF & VCE) 40Q&As Download:

<http://www.braindump2go.com/70-768.html> 2. | 2017 New Version 70-768 Study Guide Video: YouTube Video:

[YouTube.com/watch?v=-KN7DASNvQQ](https://www.youtube.com/watch?v=-KN7DASNvQQ)